


Official November 7, 2006 General Election Results

Rio Blanco County

Nancy R. Amick, County Clerk & Recorder



	Precinct 1	Precinct 2	Precinct 3	Precinct 4	Precinct 5	AV*	Early	Total	% of Total
Registered Voters	976	745	1263	1292	78			4,354	
Active Voters	767	586	1022	1143	61			3,579	
Ballots Cast	240	195	380	362	38	539	468	2,222	62%

Representative to the 110th U.S. Congress District 3										
Scott Tipton	Republican	156	132	208	179	21	245	251	1,192	54%
John Salazar	Democratic	75	57	159	162	17	255	202	927	42%
Bert L. Sargent	Libertarian	6	5	8	5	0	17	6	47	2%
Brian E. Lohmiller (write-in)	Green	0	0	0	0	0	0	0	-	0%
Total Votes Cast-->		237	194	375	346	38	517	459	2,166	97%

Governor/Lieutenant Governor										
Bob Beauprez/Janet Rowland	Republican	162	138	226	203	27	292	257	1,305	59%
Bill Ritter Jr./Barbara O'Brien	Democratic	68	45	129	133	10	208	180	773	35%
Clyde J. Harkins/Tracy Davison	Amer Constitution	1	3	6	2	0	1	1	14	1%
Dawn Winkler-Kinateder/Richard Randall	Libertarian	3	5	7	6	0	11	16	48	2%
Paul Noel Fiorino/Heather Anne McKibbin	Unaffiliated	1	0	4	1	0	4	2	12	1%
Gary Cooper/No Lieutenant Gov	(write-in) Unaffiliated	0	0	0	0	0	0	0	-	0%
Darla Herold/No Lieutenant Gov	(write-in) Unaffiliated	0	0	0	0	0	0	0	-	0%
Charles Walter Sylvester Jr/ Ronita Marlene Sylvester Lieutenant	(write-in) Republican	0	0	0	0	0	0	0	-	0%
Total Votes Cast-->		235	191	372	345	37	516	456	2,152	97%

Secretary of State										
Ken Gordon	Democratic	53	34	102	98	2	164	128	581	26%
Mike Coffman	Republican	173	156	264	236	33	338	322	1,522	68%
Total Votes Cast-->		226	190	366	334	35	502	450	2,103	95%

State Treasurer										
Mark Hillman	Republican	171	154	263	236	28	330	314	1,496	67%
Cary Kennedy	Democratic	58	38	102	101	5	153	131	588	26%
Total Votes Cast-->		229	192	365	337	33	483	445	2,084	94%

Attorney General										
Fern O'Brien	Democratic	44	24	83	67	0	132	106	456	21%
John Suthers	Republican	173	156	264	252	33	342	328	1,548	70%
Dwight K. Harding	Libertarian	10	11	15	15	0	24	13	88	4%
Total Votes Cast-->		227	191	362	334	33	498	447	2,092	94%

Regent of the University of Colorado - At Large										
Stephen C. Ludwig	Democratic	35	23	78	65	1	130	101	433	19%
Brian Davidson	Republican	161	136	229	206	21	279	274	1,306	59%
Daniel "Jeffersonian" Ong	Libertarian	6	8	11	10	0	19	11	65	3%
Douglas "Dayhorse" Campbell	Amer Const	13	12	19	21	1	15	20	101	5%
Marcus C. McCarty	Unaffiliated	9	5	12	14	0	11	10	61	3%
Total Votes Cast-->		224	184	349	316	23	454	416	1,966	88%


*Includes 8 verified provisional ballots

Official November 7, 2006 General Election Results

Rio Blanco County

Nancy R. Amick, County Clerk & Recorder

Page 2



Precinct 1	Precinct 2	Precinct 3	Precinct 4	Precinct 5	AV	Early	Total	% of Total
---------------	---------------	---------------	---------------	---------------	----	-------	-------	---------------

Regent of the University of Colorado -3rd Congressional District										
Susan A. Hakanson	Democratic	44	31	79	82	0	131	97	464	21%
Tilman "Tillie" Bishop	Republican	181	154	267	247	28	337	331	1,545	70%
Total Votes Cast-->		225	185	346	329	28	468	428	2,009	90%

State Representative, Distrcit 57										
Andrew Gold	Democratic	37	26	75	71	0	120	91	420	19%
Al White	Republican	187	159	278	264	35	375	340	1,638	74%
Mike Kien	Libertarian	9	7	13	9	0	11	17	66	3%
Total Votes Cast-->		233	192	366	344	35	506	448	2,124	96%

County Commissioner - District 1										
Joe F. Collins	Republican	197	172	332	319	26	422	366	1,834	83%

County Clerk and Recorder										
Nancy R. Amick	Republican	210	180	336	328	27	464	412	1,957	88%

County Treasurer										
Karen Arnold	Republican	204	173	340	324	27	445	392	1,905	86%

County Assessor										
Rena T. Neilson	Republican	204	173	321	314	30	412	380	1,834	83%


County Sheriff										
Si Woodruff	Republican	210	175	327	314	26	428	385	1,865	84%

County Surveyor										
James W. Joy	Republican	205	172	332	318	25	408	378	1,838	83%

County Coroner										
Randall C. Cochran	Republican	208	179	336	331	25	441	408	1,928	87%

Court of Appeals										
Judge Caparelli	Yes	141	104	214	216	15	289	257	1236	56%
	No	62	61	101	81	4	88	147	544	24%
Judge Janice B. Davidson	Yes	137	107	208	207	11	284	252	1206	54%
	No	57	56	105	82	6	90	147	543	24%
Judge Alan M. Loeb	Yes	133	104	212	207	12	281	248	1197	54%
	No	60	59	95	78	5	89	145	531	24%
Judge Jose D. L. Marquez	Yes	125	104	202	196	11	250	225	1113	50%
	No	69	60	112	92	6	125	170	634	29%
Judge Robert M. Russel	Yes	137	107	217	208	14	291	261	1235	56%
	No	54	54	95	80	3	79	136	501	23%

District Judge - 9th Judicial District										
Judge James B. Boyd	Yes	144	111	228	221	16	306	269	1295	58%
	No	51	49	84	73	2	78	132	469	21%
Judge Daniel B. Petre	Yes	137	104	223	212	15	300	262	1253	56%
	No	57	55	88	81	2	81	141	505	23%



Official November 7, 2006 General Election Results

Rio Blanco County

Nancy R. Amick, County Clerk & Recorder

Page 3

Precinct 1	Precinct 2	Precinct 3	Precinct 4	Precinct 5	AV	Early	Total	% of Total
---------------	---------------	---------------	---------------	---------------	----	-------	-------	---------------

County Judge - Rio Blanco										
Judge Laurie A. Noble	Yes	177	140	276	264	18	375	344	1594	72%
	No	45	42	69	58	7	73	94	388	17%

STATE OF COLORADO										
Amendment 38	Yes	59	64	104	75	3	130	88	523	24%
Petitions	No	170	118	252	260	31	354	362	1547	70%

Amendment 39	Yes	74	56	136	101	5	177	110	659	30%
School District Spending Requirements	No	159	136	235	245	30	318	342	1465	66%

Amendment 40	Yes	102	87	142	115	5	189	155	795	36%
Term Limits for Judges	No	131	102	224	225	30	308	294	1314	59%

Amendment 41	Yes	119	96	196	173	9	288	206	1087	49%
Standards of Conduct in Government	No	110	93	164	166	26	211	238	1008	45%

Amendment 42	Yes	113	98	204	194	9	276	208	1102	50%
Colorado Minimum Wage	No	123	93	170	157	28	236	246	1053	47%

Amendment 43	Yes	171	151	244	230	34	376	319	1525	69%
Marriage	No	65	39	131	119	4	145	138	641	29%

Amendment 44	Yes	75	58	120	91	6	126	89	565	25%
Marijuana Possession	No	160	133	257	256	31	389	369	1595	72%

STATE OF COLORADO										
Referendum E	Yes	185	129	273	240	18	420	327	1592	72%
Property Tax Reduction for Disabled Veterans	No	49	58	93	101	17	91	130	539	24%
Referendum F	Yes	75	64	135	91	10	181	123	679	31%
Recall Deadlines	No	148	122	221	235	25	283	314	1348	61%
Referendum G	Yes	141	90	211	194	17	327	286	1266	57%
Obsolete Constitutional Provisions	No	82	96	144	136	17	143	150	768	35%
Referendum H	Yes	93	85	150	136	7	236	193	900	41%
Limiting a State Business Income Tax Deduc	No	136	105	212	196	27	251	255	1182	53%
Referendum I	Yes	56	31	112	98	3	136	91	527	24%
Domestic Partnerships	No	180	158	260	247	34	372	363	1614	73%
Referendum J	Yes	80	66	144	112	6	219	119	746	34%
School District Spending Requirements	No	154	126	222	232	30	273	327	1364	61%
Referendum K	Yes	119	108	211	187	13	342	247	1227	55%
Immigration Lawsuit Against Federal Gov	No	113	82	154	150	22	157	197	875	39%

Eastern Rio Blanco County Health Service District										
Referendum 5A	Yes	4	1	204	184	24	240	144	801	36%
Mil Leavy Question	No	4	1	171	164	11	199	80	630	28%
Referendum 5B	Yes	5	1	214	176	21	219	134	770	35%
Eliminating Tabor Limits	No	3	1	155	169	14	210	91	643	29%