


# Official November 2, 2004 General Election Results

## Rio Blanco County

Nancy R. Amick, County Clerk & Recorder



	Precinct 1	Precinct 2	Precinct 3	Precinct 4	Precinct 5	AV*	Early	Total	% of Total
Registered Voters	1027	788	1272	1304	83			<b>4,474</b>	
Active Voters	758	583	963	1099	71			<b>3,474</b>	
Ballots Cast	299	252	451	433	54	788	744	<b>3,021</b>	<b>87%</b>

<b>PRESIDENTIAL ELECTORS FOR PRESIDENT &amp; VICE PRESIDENT</b>									
Bush/Cheney	244	211	351	325	47	614	611	2403	80%
Republican									
Kerry/Edwards	52	36	95	99	7	156	121	566	19%
Democratic									
Badnarik/Campagna	1	1	0	3	0	2	2	9	0%
Libertarian									
Cobb/LaMarche	0	0	0	1	0	0	0	1	0%
Green									
Nader/Camejo	0	1	2	3	0	6	5	17	1%
Colorado Reform									
Peroutka/Baldwin	1	1	1	0	0	2	1	6	0%
American Constitution									
Amondson/Pletten	0	0	0	0	0	0	0	0	0%
Concerns of the People									
Andress(Andy)/Deasy	0	0	0	1	0	0	0	1	0%
Unaffiliated									
Brown/Hollis	0	0	0	0	0	0	0	0	0%
Socialist									
Dodge/Lydick	0	0	0	0	0	0	0	0	0%
Prohibition									
Harris/Trowe	0	0	0	0	0	0	0	0	0%
Socialist Workers									
Van Auken/Lawrence	0	0	0	0	0	0	0	0	0%
Socialist Equality									
Kennedy/Rezac	0	0	0	0	0	0	0	0	0%
Democratic									
<b>Total Votes Cast--&gt;</b>	<b>298</b>	<b>250</b>	<b>449</b>	<b>432</b>	<b>54</b>	<b>780</b>	<b>740</b>	<b>3,003</b>	<b>99%</b>


<b>United State Senator</b>										
Coors	Republican	204	186	275	249	41	529	520	2004	67%
Salazar	Democratic	79	53	161	159	11	215	193	871	29%
Good	Colorado Reform	0	0	0	4	0	4	1	9	0%
Campbell	Amer Const	7	9	8	11	1	19	10	65	2%
Randall	Libertarian	1	1	0	0	1	5	4	12	0%
Harris	Independent	4	3	2	4	0	3	8	24	1%
Gotaas	Unaffiliated	0	0	1	0	0	0	0	1	0%
George Walker	Republican	0	0	0	0	0	0	0	0	0%
Broughton	Republican	0	0	0	0	0	0	0	0	0%
Masia-s	Unaffiliated	0	0	0	0	0	0	0	0	0%
Cooper	Unaffiliated	0	0	0	0	0	0	0	0	0%
Greenheck	Republican	0	0	0	0	0	0	0	0	0%
Dwight	Unaffiliated	0	0	0	0	0	0	0	0	0%
Barnett	Christian	0	0	0	0	0	0	0	0	0%
Acosta	Republican	0	0	0	0	0	0	0	0	0%
<b>Total Votes Cast--&gt;</b>		<b>295</b>	<b>252</b>	<b>447</b>	<b>427</b>	<b>54</b>	<b>775</b>	<b>736</b>	<b>2986</b>	<b>99%</b>

\*Includes 12 verified provisional ballots

# Official November 2, 2004 General Election Results

## Rio Blanco County

Nancy R. Amick, County Clerk & Recorder



Page 2

		Precinct 1	Precinct 2	Precinct 3	Precinct 4	Precinct 5	AV	Early	Total	% of Total
<b>Representative to the 109th U.S. Congress District 3</b>										
Greg Walcher	Republican	226	190	272	257	43	529	548	2065	71%
John Salazar	Democratic	58	47	151	134	7	205	164	766	26%
Jim Krug	Unaffiliated	8	5	15	23	1	20	12	84	3%
<b>Total Votes Cast--&gt;</b>		<b>292</b>	<b>242</b>	<b>438</b>	<b>414</b>	<b>51</b>	<b>754</b>	<b>724</b>	<b>2915</b>	<b>96%</b>

<b>Regent of the University of Colorado - At Large</b>										
Jennifer Mello	Democratic	61	52	96	93	11	178	126	617	24%
Steve Bosley	Republican	202	173	275	259	22	465	508	1904	73%
Daniel Ong	Libertarian	10	7	13	15	1	23	20	89	3%
<b>Total Votes Cast--&gt;</b>		<b>273</b>	<b>232</b>	<b>384</b>	<b>367</b>	<b>34</b>	<b>666</b>	<b>654</b>	<b>2610</b>	<b>86%</b>

<b>State Senate District 8</b>										
Jay Fetcher	Democratic	61	57	118	111	8	172	136	663	23%
Jack Taylor	Republican	226	183	304	291	42	573	571	2190	77%
<b>Total Votes Cast--&gt;</b>		<b>287</b>	<b>240</b>	<b>422</b>	<b>402</b>	<b>50</b>	<b>745</b>	<b>707</b>	<b>2853</b>	<b>94%</b>

<b>State Representative District 57</b>										
Al White	Republican	237	189	309	317	40	586	580	2258	80%
Sam Robinson	Democratic	50	50	104	87	8	146	121	566	20%
<b>Total Votes Cast--&gt;</b>		<b>287</b>	<b>239</b>	<b>413</b>	<b>404</b>	<b>48</b>	<b>732</b>	<b>701</b>	<b>2824</b>	<b>93%</b>

<b>District Attorney 9th Judicial District</b>										
Colleen Truden	Republican	248	210	344	339	39	612	602	2394	79%

<b>County Commissioner District 2</b>										
Kenneth C. Parsons	Republican	263	217	322	337	39	593	600	2371	78%

<b>County Commissioner District 3</b>										
Forrest F. Nelson	Republican	236	210	350	350	45	597	585	2373	79%


<b>Court of Appeals</b>										
Judge Casebolt	<b>Yes</b>	169	132	242	233	26	385	369	1556	52%
	<b>No</b>	73	70	107	99	10	180	222	761	25%
Judge Graham	<b>Yes</b>	173	130	238	235	24	377	363	1540	51%
	<b>No</b>	68	69	111	92	11	180	220	751	25%
Judge Roy	<b>Yes</b>	167	132	243	226	27	371	366	1532	51%
	<b>No</b>	71	67	104	101	8	184	213	748	25%
Judge Taubman	<b>Yes</b>	168	130	235	230	24	374	359	1520	50%
	<b>No</b>	70	68	109	99	11	181	218	756	25%
Judge Webb	<b>Yes</b>	170	126	240	232	26	374	370	1538	51%
	<b>No</b>	66	73	104	98	8	186	210	745	25%

Official November 2, 2004 General Election Results

Rio Blanco County

Nancy R. Amick, County Clerk & Recorder

Page 3



STATE OF COLORADO		Precinct 1	Precinct 2	Precinct 3	Precinct 4	Precinct 5	AV	Early	Total	% of Total
<b>Amendment 34</b>	<b>Yes</b>	79	44	78	69	3	169	113	555	18%
Construction Liability	<b>No</b>	206	192	346	328	50	566	607	2295	76%

<b>Amendment 35</b>	<b>Yes</b>	118	99	186	185	17	347	325	1277	42%
Tobacco Tax Increase	<b>No</b>	170	141	244	224	36	403	396	1614	53%

<b>Amendment 36</b>	<b>Yes</b>	78	50	111	117	11	181	172	720	24%
Selection of Presidential Electors	<b>No</b>	206	188	306	282	41	548	535	2106	70%

<b>Amendment 37</b>	<b>Yes</b>	70	43	141	112	12	221	167	766	25%
Renewable Energy Requirements	<b>No</b>	217	192	283	293	41	519	550	2095	69%

STATE OF COLORADO		Precinct 1	Precinct 2	Precinct 3	Precinct 4	Precinct 5	AV	Early	Total	% of Total
<b>Referendum A</b>	<b>Yes</b>	79	45	95	79	12	181	149	640	21%
State Personnel System	<b>No</b>	195	181	284	291	36	504	523	2014	67%
<b>Referendum B</b>	<b>Yes</b>	148	92	192	192	22	416	375	1437	48%
Outdated Cons. Provisions	<b>No</b>	127	131	185	168	29	282	295	1217	40%

Meeker RE-1 School District		Precinct 1	Precinct 2	Precinct 3	Precinct 4	Precinct 5	AV	Early	Total	% of Total
<b>Referendum 3A</b>	<b>Yes</b>			283	318	36	346	237	1220	40%
Mill Levy Extension	<b>No</b>			147	94	17	216	107	581	19%